









# Checklist: Water Damage Prevention

Task	Frequency	Notes
 <b>Inspect under sinks and around toilets</b>	<b>Monthly</b>	<b>Look for drips, corrosion, or moisture</b>
 <b>Check appliance hoses (washer, fridge, dishwasher)</b>	<b>Quarterly</b>	<b>Replace if cracked or over 5 years old</b>
 <b>Test sump pump</b>	<b>Biannually</b>	<b>Especially before rainy seasons</b>
 <b>Winterize outdoor faucets and pipes</b>	<b>Fall</b>	<b>Disconnect hoses and insulate exposed pipes</b>
 <b>Schedule HVAC maintenance</b>	<b>Annually</b>	<b>Ask about condensate line cleaning</b>
 <b>Install or test leak detectors</b>	<b>Annually</b>	<b>Place near water heater, washer, and under sinks</b>
 <b>Use smart home monitoring</b>	<b>Ongoing</b>	<b>Leak sensors, cameras, and alerts</b>
 <b>Set thermostat to 55°F+ when away</b>	<b>As needed</b>	<b>Prevent frozen pipes in winter</b>